



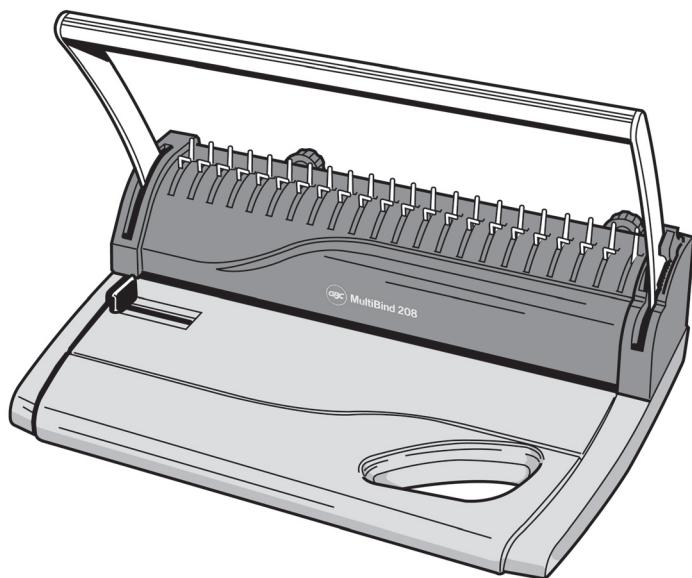
MultiBind 208

- Ⓒ *Instruction Manual*
- Ⓕ *Manuel d'utilisation*
- Ⓓ *Bedienungsanleitung*
- Ⓘ *Manuale d'istruzioni*
- Ⓝ *Gebruiksaanwijzing*
- Ⓔ *Manual de instrucciones*
- Ⓟ *Manual de Instruções*
- Ⓢ *Bruksanvisning*
- Ⓟ *Instrukcja obsługi*
- Ⓒ *Návod k obsluze*
- Ⓗ *Használati útmutató*
- Ⓡ *Руководство по эксплуатации*

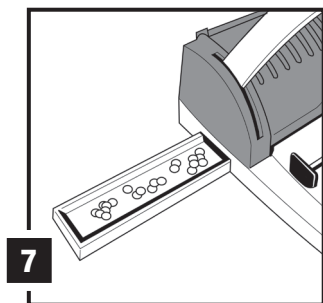
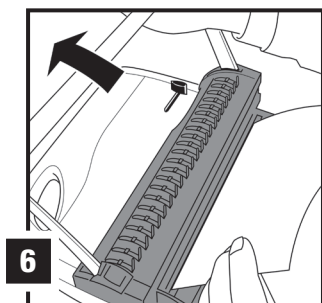
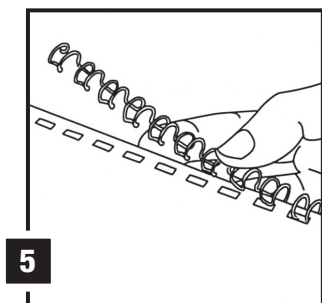
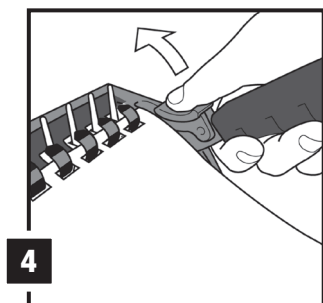
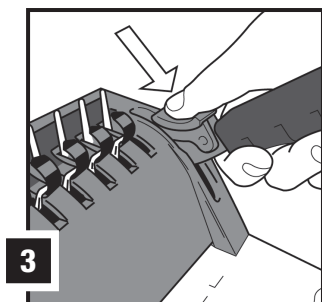

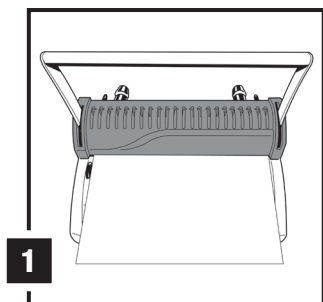
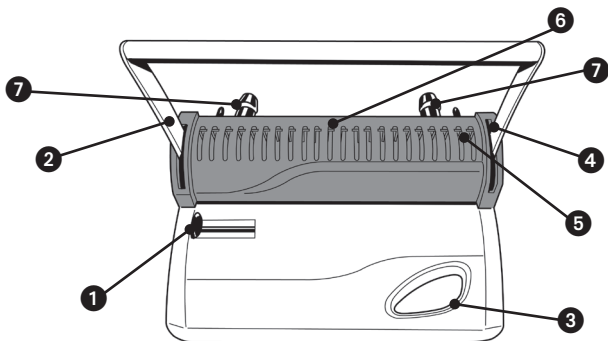


ATTENTION

To register and activate
the warranty go to
www.accoeurope.com



English	4
Français	6
Deutsch	8
Italiano	10
Nederlands	12
Español	14
Português	16
Svenska	18
Polski	20
Česky	22
Magyar	24
Русский	26





Specifications

	GBC MultiBind 208
Max Punch Capacity	8 Sheets
Max Punch Capacity	1 sheet PVC/PP Plastic Cover (0.18mm)
Max Document Size	DIN A4 (297mm)
Punching Pattern	21 hole (comb) /21 hole (wire)
Max Bind Capacity	125 Sheets
Max Spine Size	14mm
Net Weight	4.12kg
Dimensions (hxwx d)	250x360x315mm

Special notice

Thank you for choosing a GBC Binding Machine. We aim to produce quality binding machines at an affordable price, with many advanced features to enable you to create excellent results every time. Before using your machine for the first time, please take a few minutes to read through this guide.

Safety instructions



YOUR SAFETY AS WELL AS THE SAFETY OF OTHERS IS IMPORTANT TO ACCO BRANDS EUROPE. IN THIS INSTRUCTION MANUAL AND ON THE PRODUCT ARE IMPORTANT SAFETY MESSAGES. READ THESE MESSAGES CAREFULLY.

Location of controls

- 1 Paper Edge Guide
- 2 Punching Handle
- 3 Carry Handle
- 4 Comb Lock
- 5 Comb Opener
- 6 Wire Closing Channel
- 7 Wire Closing Adjusters

General safeguards

- Please read the instructions and keep them safe for future reference.
- Set the machine up on a stable surface.
- Test the punching system with a scrap piece of paper first.
- Take care that there are no staples or such like in the document prior to punching.
- Do not place anything in the punching entry other than paper up to 8 sheets (80gsm) or one PVC plastic cover up to 0.18mm.
- Only carry the machine using the carry handle, never the punching arm.
- Empty the clippings tray regularly.

Maintenance

Remember to empty the clippings tray regularly (see fig. 7).

Punching

- 1 Insert paper fully into the punching slot making sure they are flush with the paper edge guide. (max 8 sheets 80gsm/1 x PVC Covers) (fig. 1).
- 2 Press down on the punching handle until all pages are punched (fig. 2).
- 3 Lift handle to its original position and remove pages.
 - When punching make sure the wire closing jaw is in open position. Failing to do this will result in not being able to punch through paper completely.

Comb binding

- 1 Place a comb (open side up) on the comb opener. Pull down the punch handle to open the comb.
- 2 Once open fully lock the comb open using the comb opening lock (see fig. 3).
- 3 Load your document onto the comb. Release the comb opening lock to close the comb (see fig. 4).

Wire Binding (using GBC 21 loop wires)

- 1 Using the edge of a desk feed the wire through the punched document (fig. 5).
- 2 Using the wire closing guide, select the correct wire closure by turning the left and right wire adjusters.
- 3 Insert the document into the wire closing jaws. (wire opening face down) Support the document, then pull down on the punch handle SLOWLY to close the wire (fig. 6).
- 4 Lift the lever back to the vertical position and remove the document.

Guarantee

Operation of this machine is guaranteed for two years from date of purchase, subject to normal use. Within the guarantee period, ACCO Brands Europe will at its own discretion either repair or replace the defective machine free of charge. Defects due to misuse or use for inappropriate purposes are not covered under the guarantee. Proof of date of purchase will be required.

Register this product online at www.accoeuropa.com

Repairs or alterations made by persons not authorised by ACCO Brands Europe will invalidate the guarantee. It is our aim to ensure that our products perform to the specifications stated. This guarantee does not affect the legal rights which consumers have under applicable national legislation governing the sale of goods.